

Aspen™

RAYNOR®  
GARAGE DOORS

# Aspen™ Series



## Design Choices, Style, Quality

When you are looking for that perfect, new door for your home, look no further than Raynor's Aspen™ Series. With all the design choices Aspen™ offers, you are sure to find the perfect combination that will enhance your home's curb appeal and value.

# AP200LV LuxeVue™

AP200LV LuxeVue door by Raynor® combines all of the aesthetic design options of our Aspen™ AP200 line with a dramatically larger top window section to create a beautiful door, with stunning curb appeal. For complete details on the AP200LV line of garage doors, please reference the AP200LV literature.



AP200LV • Recessed Ranch Grooved • Walnut • 4-Over-4 Square Windows

## Pick your **PANEL**




### **Recessed Ranch**

#### **Solid Colors Available:**

White, Almond, Desert Tan, Sandstone, Bronze, Black, Brown

#### **Woodtones Available:**

Painted Auburn & Mocha



### **Raised Ranch**

#### **Solid Colors Available:**

White, Almond, Desert Tan, Sandstone, Bronze, Black, Brown, Charcoal

#### **Woodtones Available:**

Distinct Finish Driftwood, Painted Auburn, Mocha & Walnut




### **Recessed Ranch Grooved**

#### **Solid Colors Available:**

White, Almond, Desert Tan, Sandstone, Bronze, Black, Brown, Charcoal

#### **Woodtones Available:**

Distinct Finish Auburn, Driftwood & Mocha, Painted Walnut



### **Flush**

#### **Solid Colors Available:**

White, Almond, Desert Tan, Sandstone, Bronze, Black, Brown, Charcoal

#### **Woodtones Available:**

Painted Auburn, Mocha & Walnut



### **Raised Colonial**

#### **Solid Colors Available:**

White, Almond, Desert Tan, Sandstone, Bronze, Black, Brown, Charcoal

#### **Woodtones Available:**

Distinct Finish Driftwood, Painted Auburn, Mocha & Walnut



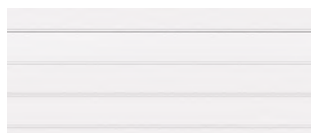
### **Recessed Colonial Grooved**

#### **Solid Colors Available:**

White, Almond, Desert Tan, Sandstone, Bronze, Black, Brown, Charcoal

#### **Woodtones Available:**

Distinct Finish Auburn, Driftwood & Mocha, Painted Walnut



### **Plank**

#### **Solid Colors Available:**

White, Almond, Desert Tan, Sandstone, Bronze, Black, Brown, Charcoal

#### **Woodtones Available:**

Painted Auburn, Mocha & Walnut

## Pick your **GLASS**


All of our windows are tightly sealed to keep the elements out of your garage. Choose from either clear, obscure or satin glass styles.



**Clear**



**Obscure**



**Satin**





## Pick your **COLOR**

### Solid Color Options



### Distinct Finish Woodtone Options

Dual direction oak woodgrain patterns run vertical between the embossed panels and horizontal with the rails to deliver a distinct, true grain appearance.



### Painted Woodtone Options

Featuring a single directional woodgrain pattern that runs uniform across the entire width of the door.



### Optional Post Paint Finish



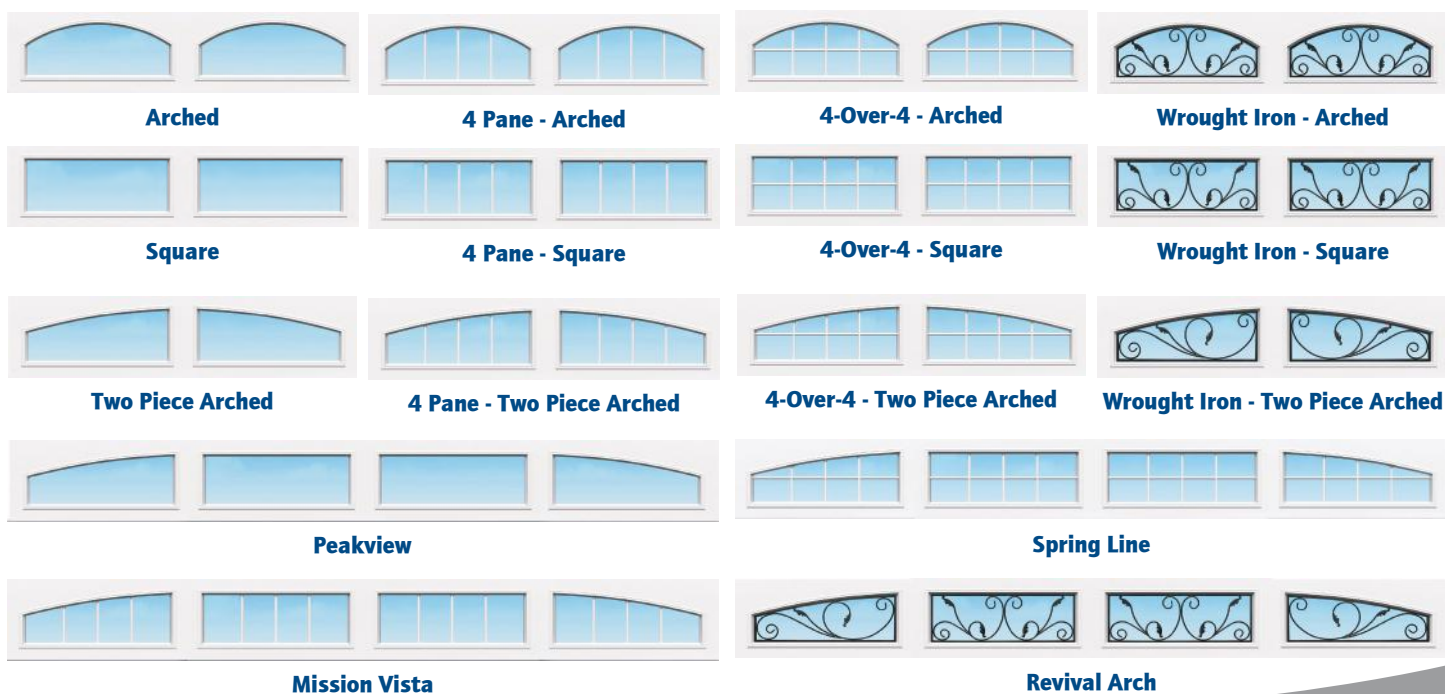
Raynor's ColorWave™ features Sherwin-Williams® next generation post paint system for your garage door. With 1,500 colors to choose from, home and business owners can couple this elite paint system with state of the art Raynor manufacturing to craft the perfect look for their home or project.

*Woodtones available on select panel types.*

## Pick your **WINDOW**

All options available as one or two car configuration.

*The swatches shown on monitors and printed materials may vary from the actual color. For a true representation of the color, visit your local Raynor Dealer.*




# AP200

The flagship model of the Raynor Aspen Series is the elegant AP200. Beautiful and strong, the Aspen AP200 is 2" thick and features Raynor's NeuFoam™ polyurethane insulation that fills 100% of the interior cavity resulting in an 18.0 R-value.



## Pick your **PANEL**




### Recessed Ranch

#### Solid Colors Available:

White, Almond, Desert Tan, Sandstone, Bronze, Black, Brown

#### Woodtones Available:

Painted Auburn & Mocha



### Raised Ranch

#### Solid Colors Available:

White, Almond, Desert Tan, Sandstone, Bronze, Charcoal, Black, Brown

#### Woodtones Available:

Distinct Finish Auburn, Driftwood & Mocha, Painted Walnut




### Recessed Ranch Grooved

#### Solid Colors Available:

White, Almond, Desert Tan, Sandstone, Bronze, Charcoal, Black, Brown

#### Woodtones Available:

Distinct Finish Auburn, Driftwood & Mocha, Painted Walnut



### Flush

#### Solid Colors Available:

White, Almond, Desert Tan, Sandstone, Bronze, Charcoal, Black, Brown

#### Woodtones Available:

Painted Auburn, Mocha & Walnut



### Raised Colonial

#### Solid Colors Available:

White, Almond, Desert Tan, Sandstone, Bronze, Charcoal, Black, Brown

#### Woodtones Available:

Distinct Finish Auburn, Driftwood & Mocha, Painted Walnut



### Recessed Colonial Grooved

#### Solid Colors Available:

White, Almond, Desert Tan, Sandstone, Bronze, Charcoal, Black, Brown

#### Woodtones Available:

Distinct Finish Auburn, Driftwood & Mocha, Painted Walnut



### Mixed Panel

#### Solid Colors Available:

White, Almond, Desert Tan, Sandstone, Bronze, Charcoal, Black, Brown

#### Woodtones Available:

Distinct Finish Auburn, Driftwood & Mocha, Painted Walnut



### Plank

#### Solid Colors Available:

White, Almond, Desert Tan, Sandstone, Bronze, Charcoal, Brown, Black

#### Woodtones Available:


Painted Auburn, Mocha & Walnut

## Pick your **GLASS**


All of our windows are tightly sealed to keep the elements out of your garage. Choose from either clear, obscure or satin glass styles.



**Clear**



**Obscure**



**Satin**





AP200 • Recessed Ranch Grooved • Driftwood • Breckenridge Windows

## Pick your **COLOR**

### Solid Color Options



### Distinct Finish Woodtone Options

Dual direction oak woodgrain patterns run vertical between the embossed panels and horizontal with the rails to deliver a distinct, true grain appearance.



### Painted Woodtone Options

Featuring a single directional woodgrain pattern that runs uniform across the entire width of the door.



### Optional Post Paint Finish




Raynor's ColorWave™ features Sherwin-Williams® next generation post paint system for your garage door. With 1,500 colors to choose from, home and business owners can couple this elite paint system with state of the art Raynor manufacturing to craft the perfect look for their home or project.

*The swatches shown on monitors and printed materials may vary from the actual color. For a true representation of the color, visit your local Raynor Dealer.*


## Pick your **WINDOW**

### Snap-In Inserts



# AP200 VersaView™

With Raynor's VersaView door you have the ability to place windows in any location on your door. The VersaView offering increases the amount of light inside your garage while improving the look of your garage door that enhance the curb appeal of your home!



AP200 VersaView • Black • Ranch Windows

## Pick your **PANEL**




### **Recessed Ranch**

#### **Solid Colors Available:**

White, Almond, Desert Tan, Sandstone, Bronze, Black, Brown

#### **Woodtones Available:**

Painted Auburn & Mocha



### **Raised Ranch**

#### **Solid Colors Available:**

White, Almond, Desert Tan, Sandstone, Bronze, Charcoal, Black, Brown

#### **Woodtones Available:**

Distinct Finish Auburn, Driftwood & Mocha, Painted Walnut




### **Recessed Ranch Grooved**

#### **Solid Colors Available:**

White, Almond, Desert Tan, Sandstone, Bronze, Charcoal, Black, Brown

#### **Woodtones Available:**

Distinct Finish Auburn, Driftwood & Mocha, Painted Walnut



### **Flush**

#### **Solid Colors Available:**

White, Almond, Desert Tan, Sandstone, Bronze, Charcoal, Black, Brown

#### **Woodtones Available:**

Painted Auburn, Mocha & Walnut



### **Raised Colonial**

#### **Solid Colors Available:**

White, Almond, Desert Tan, Sandstone, Bronze, Charcoal, Black, Brown

#### **Woodtones Available:**

Distinct Finish Auburn, Driftwood & Mocha, Painted Walnut



### **Recessed Colonial Grooved**

#### **Solid Colors Available:**

White, Almond, Desert Tan, Sandstone, Bronze, Charcoal, Black, Brown

#### **Woodtones Available:**

Distinct Finish Auburn, Driftwood & Mocha, Painted Walnut



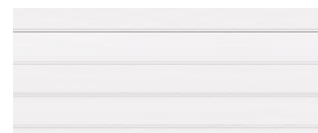
### **Mixed Panel**

#### **Solid Colors Available:**

White, Almond, Desert Tan, Sandstone, Bronze, Charcoal, Black, Brown

#### **Woodtones Available:**

Distinct Finish Auburn, Driftwood & Mocha, Painted Walnut



### **Plank**

#### **Solid Colors Available:**

White, Almond, Desert Tan, Sandstone, Bronze, Charcoal, Brown, Black

#### **Woodtones Available:**

Painted Auburn, Mocha & Walnut

## Pick your **GLASS**


All of our windows are tightly sealed to keep the elements out of your garage. Choose from either clear, obscure or satin glass styles.



**Clear**



**Obscure**



**Satin**






AP200 VersaView • Raised Ranch • ColorWave • Vertical Ranch Windows

## Pick your **COLOR**

### Solid Color Options



### Distinct Finish Woodtone Options

Dual direction oak woodgrain patterns run vertical between the embossed panels and horizontal with the rails to deliver a distinct, true grain appearance.



### Painted Woodtone Options

Featuring a single directional woodgrain pattern that runs uniform across the entire width of the door.



### Optional Post Paint Finish




Raynor's ColorWave™ features Sherwin-Williams® next generation post paint system for your garage door. With 1,500 colors to choose from, home and business owners can couple this elite paint system with state of the art Raynor manufacturing to craft the perfect look for their home or project.

*The swatches shown on monitors and printed materials may vary from the actual color. For a true representation of the color, visit your local Raynor Dealer.*


## Pick your **VERSAVIEW ARRANGEMENT**

Create a contemporary look with a vertical row of windows, or get creative in your window placement for a one of a kind look. Your Raynor Dealer can build you a door with a unique look using the customizable window placement available with the VersaView program for our Aspen AP200 doors.




### Colonial

1-Car 2-Car




### Ranch

1-Car 2-Car



### Mixed Panel

1-Car 2-Car



# AP138

For reliability, Raynor Aspen AP138 residential garage door is the perfect choice. The Aspen AP138 is 1-3/8" thick with an R-value of 13.0. The AP138 incorporates the same NeuFoam™ as the AP200.



AP138 • Raised Colonial • Black • Colonial Windows

## Pick your **PANEL**




### Recessed Ranch

#### Solid Colors Available:

White, Almond, Desert Tan, Sandstone, Bronze, Black, Brown

#### Woodtones Available:

Painted Auburn, Mocha



### Raised Ranch

#### Solid Colors Available:

White, Almond, Desert Tan, Sandstone, Bronze, Charcoal, Black, Brown

#### Woodtones Available:

Distinct Finish Auburn, Driftwood & Mocha, Painted Walnut




### Recessed Ranch Grooved

#### Solid Colors Available:

White, Almond, Desert Tan, Sandstone, Bronze, Charcoal, Black, Brown

#### Woodtones Available:

Distinct Finish Auburn, Driftwood & Mocha, Painted Walnut



### Flush

#### Solid Colors Available:

White, Almond, Desert Tan, Sandstone, Bronze, Charcoal, Black, Brown

#### Woodtones Available:

Painted Auburn, Mocha & Walnut



### Raised Colonial

#### Solid Colors Available:

White, Almond, Desert Tan, Sandstone, Bronze, Charcoal, Black, Brown

#### Woodtones Available:

Distinct Finish Auburn, Driftwood & Mocha, Painted Walnut



### Recessed Colonial Grooved

#### Solid Colors Available:

White, Almond, Desert Tan, Sandstone, Bronze, Charcoal, Black, Brown

#### Woodtones Available:

Distinct Finish Auburn, Driftwood & Mocha, Painted Walnut



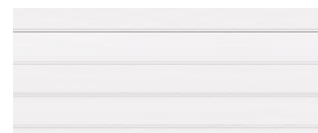
### Mixed Panel

#### Solid Colors Available:

White, Almond, Desert Tan, Sandstone, Bronze, Charcoal, Black, Brown

#### Woodtones Available:

Distinct Finish Auburn, Driftwood & Mocha, Painted Walnut



### Plank

#### Solid Colors Available:

White, Almond, Desert Tan, Sandstone, Bronze, Charcoal, Brown, Black

#### Woodtones Available:

Painted Auburn, Mocha & Walnut

## Pick your **GLASS**

All of our windows are tightly sealed to keep the elements out of your garage. Choose from either clear, obscure or satin glass styles.



Clear



Obscure



Satin





AP138 • Recessed Colonial Grooved Carriage House • Distinct Finish Auburn

## Pick your **COLOR**

### Solid Color Options



### Distinct Finish Woodtone Options

Dual direction oak woodgrain patterns run vertical between the embossed panels and horizontal with the rails to deliver a distinct, true grain appearance.



### Painted Woodtone Options

Featuring a single directional woodgrain pattern that runs uniform across the entire width of the door.



### Optional Post Paint Finish




Raynor's ColorWave™ features Sherwin-Williams® next generation post paint system for your garage door. With 1,500 colors to choose from, home and business owners can couple this elite paint system with state of the art Raynor manufacturing to craft the perfect look for their home or project.

*The swatches shown on monitors and printed materials may vary from the actual color. For a true representation of the color, visit your local Raynor Dealer.*

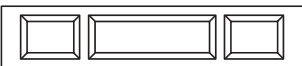

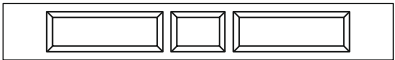
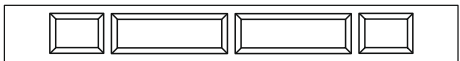
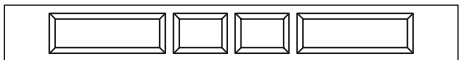
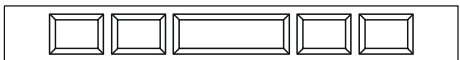
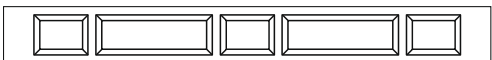
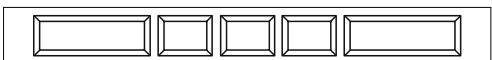
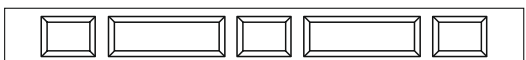
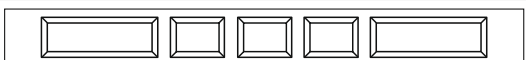

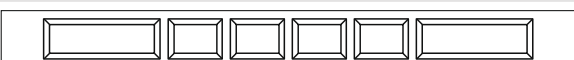




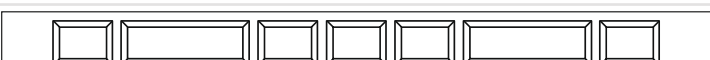


## Pick your **WINDOW**

### Snap-In Inserts



# AP138 & AP200 Mixed Panel Patterns

The AP138 & AP200 mixed panel pattern combines ranch and colonial panels either in raised or recessed grooved embossments, giving your new Aspen™ door a unique look with one of a kind curb appeal.

Pattern #	Design	Door Width
MP-1		8' 0"
		8' 6"
MP-1		8' 6 1/8"
		9' 11 7/8"
MP-2		10' 0"
		11' 11 7/8"
MP-3		12' 0"
		13' 11 7/8"
MP-4		12' 0"
		13' 11 7/8"
MP-5		12' 0"
		13' 11 7/8"
MP-10		14' 0"
		14' 11 7/8"
MP-11		14' 0"
		14' 11 7/8"
MP-10		15' 0"
		15' 11 7/8"
MP-11		15' 0"
		15' 11 7/8"
MP-14		16' 0"
		17' 7 7/8"
MP-15		16' 0"
		17' 7 7/8"
MP-6		16' 0"
		17' 7 7/8"
MP-7		16' 0"
		17' 7 7/8"
MP-8		16' 0"
		17' 7 7/8"
MP-9		16' 0"
		17' 7 7/8"
MP-12		17' 8"
		19' 9 7/8"
MP-13		17' 8"
		19' 9 7/8"
MP-16		19' 10"
		20' 0"



# Product Benefits Exclusive to Raynor



## **WEATHERLOCK™**

Raynor's thermally efficient WeatherLock system is designed for the harshest climates. Our proprietary WeatherLock™ section joint has continuous thermal break and air seal between steel sections. This modified tongue-in-groove joint provides exceptional strength, while effectively locking out both air and water infiltration into the garage's interior.



## **NEUFOAM™**

State of the art high-density NeuFoam™ polyurethane insulation delivers maximum structural integrity and door strength. Combine our state of the art insulation material with our proprietary WeatherLock™ section joint design and you get the industry's most energy efficient door.



## **TRUBALANCE™**

Doors equipped with our patent pending TruBalance drum system are 87% easier to operate manually and provide you with a peace of mind knowing you can safely and easily manually operate your garage door in emergency situations. This counter balance system comes standard on doors up to 8' high with oversized windows in the top section.



## **SECURELOC™**

Raynor's SecureLoc Anti-Break-In assurance plan combines a SecureLoc capable opener with the strength of a Raynor residential garage door that locks automatically when the door closes. Have a peace of mind knowing your garage is protected from intrusion with SecureLoc! For more information on Raynor's Anti-Break-In assurance plan visit [www.Raynor.com/SecureLoc](http://www.Raynor.com/SecureLoc).



## **AUTHORIZED DEALER NETWORK**

When you select Raynor, you're not just getting a superior garage door - you're also getting professional garage door installation and service expertise. Trust your Raynor garage door to someone who knows it better than anyone else, your professional Raynor Dealer.



## **LIMITED LIFETIME WARRANTY**

Dedicated to customer satisfaction, Raynor doors carry a "For as Long as You Own your Home" limited section warranty against rust. Upgrade your hardware and spring components to the EnduraCote™ options which warrants all hardware and spring components against defects in material and workmanship for as long as your own your home.





AP138 • Recessed Colonial Grooved • White • Stockton Ranch Windows

## Pick your **OPENER**

Raynor's full line of residential openers offer a broad selection of performance, features and durability. All models offer the ultimate in safety and security features, are available in a variety of horsepower levels and drive systems, as well as wall mounted jackshaft operators and battery backup systems. MyQ™ technology enables you to securely monitor and control your garage door opener with your smart phone, tablet or computer.



Sentinel™

## FOLLOW US



Exclusively Distributed by:

